



# AL-SALEM LIGHTING COMPANY LTD

شركة ال سالم للإضاءة المحدودة

P.O. Box : 42480 Jeddah 21541 Saudi Arabia


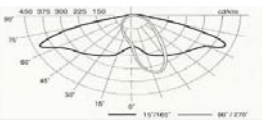
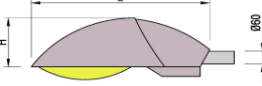
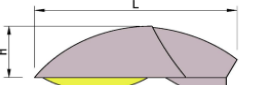
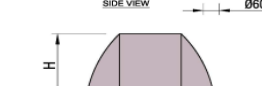



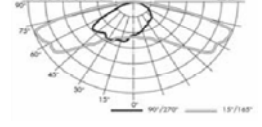






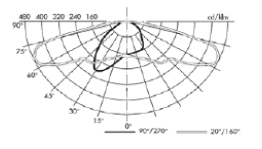



TEL : 02-6367324 FAX : 02-6360186

Email : info@ssl-ksa.com Website : www.lightingdesigners-ksa.com





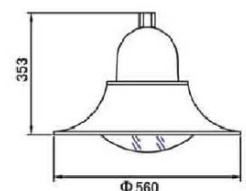
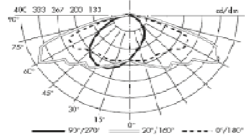







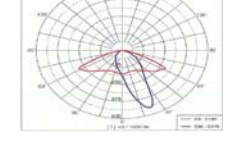
## « « « « « OUTDOOR LIGHTING FIXTURE » » » » »

Product Name	Product Picture	TECHNICAL SPECIFICATIONS	PHOTOMETRIC DATA & MOUNTING OPTION	LAMP TYPE		
				HPS	MV	MH
ONYX 1		<ul style="list-style-type: none"> <li><input type="checkbox"/> Aluminum Sealsafe IP66</li> <li><input type="checkbox"/> Die-cast aluminum body</li> <li><input type="checkbox"/> Consists of a protector in curved tempered glass.</li> <li><input type="checkbox"/> Reflector in polished and anodised aluminum.</li> <li><input type="checkbox"/> Aluminum Sealsafe optical compartment up to 400 W - IP66</li> <li><input type="checkbox"/> Support for vertical or T-shaped mounting <math>\phi</math> 60 mm</li> <li><input type="checkbox"/> Removable control gear plate</li> <li><input type="checkbox"/> Painting : polyester powder coating.</li> <li><input type="checkbox"/> Voltage : 220-240V, 50/60Hz.</li> <li><input type="checkbox"/> Electrical insulation : Class I.</li> </ul>		70W	-	-
				-	-	125W
				150W	-	-
				250W	250W	250W
				400W	400W	-
DZ25		<ul style="list-style-type: none"> <li><input type="checkbox"/> Aluminum Sealsafe IP66</li> <li><input type="checkbox"/> Die-cast aluminum body</li> <li><input type="checkbox"/> Consists of a protector in curved tempered glass.</li> <li><input type="checkbox"/> Reflector in polished and anodised aluminum.</li> <li><input type="checkbox"/> Aluminum Sealsafe optical compartment up to 400 W - IP66</li> <li><input type="checkbox"/> Support for vertical or T-shaped mounting <math>\phi</math> 60 mm</li> <li><input type="checkbox"/> Removable control gear plate</li> <li><input type="checkbox"/> Painting : polyester powder coating.</li> <li><input type="checkbox"/> Voltage : 220-240V, 50/60Hz.</li> <li><input type="checkbox"/> Electrical insulation : Class I.</li> </ul>		70W	-	-
				100W	-	-
				150W	-	-
				250W	250W	250W
				400W	400W	400W
AJA		<ul style="list-style-type: none"> <li><input type="checkbox"/> Sealsafe IP66</li> <li><input type="checkbox"/> Die-cast aluminum body</li> <li><input type="checkbox"/> Consists of a protector in curved tempered glass.</li> <li><input type="checkbox"/> Reflector in polished and anodised aluminum.</li> <li><input type="checkbox"/> Aluminum Sealsafe optical compartment up to 400 W - IP66</li> <li><input type="checkbox"/> Support for mounting <math>\phi</math> 60 mm</li> <li><input type="checkbox"/> Removable control gear plate</li> <li><input type="checkbox"/> Painting : polyester powder coating.</li> <li><input type="checkbox"/> Voltage : 220-240V, 50/60Hz.</li> <li><input type="checkbox"/> Electrical insulation : Class I.</li> </ul>		250W	250W	250W
				400W	400W	400W
				600W	600W	600W


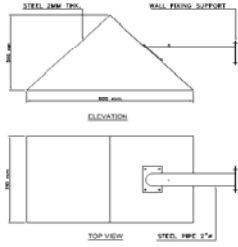

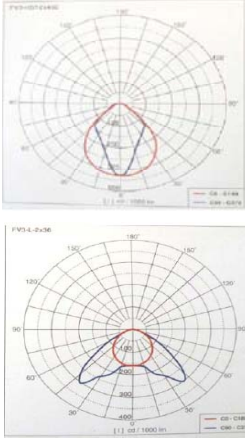

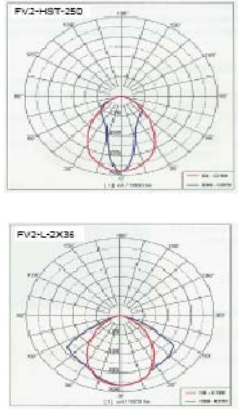

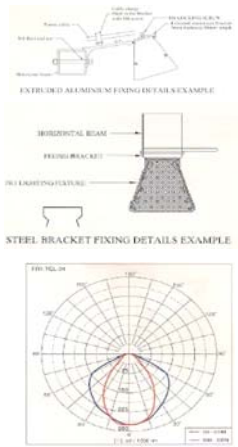
« « « « « **OUTDOOR LIGHTING FIXTURE** » » » » »

Product Name	Product Picture	TECHNICAL SPECIFICATIONS	PHOTOMETRIC DATA & MOUNTING OPTION	LAMP TYPE		
				HPS	MV	MH
LINA		<ul style="list-style-type: none"> <li><input type="checkbox"/> Sealsafe IP66</li> <li><input type="checkbox"/> Die-cast aluminum body &amp; crown</li> <li><input type="checkbox"/> Consists of a protector in curved tempered glass.</li> <li><input type="checkbox"/> Reflector in polished and anodised aluminum.</li> <li><input type="checkbox"/> Aluminum Sealsafe optical compartment up to 400 W - IP66</li> <li><input type="checkbox"/> Support for vertical or T-shaped mounting <math>\varnothing</math> 60 mm</li> <li><input type="checkbox"/> Removable control gear plate</li> </ul> Painting : polyester powder coating.	   	70W	-	-
				<ul style="list-style-type: none"> <li><input type="checkbox"/> Voltage : 220-240V, 50/60Hz.</li> <li><input type="checkbox"/> Electrical insulation : Class I.</li> </ul>	100W	-
				150W	-	-
				250W	-	-
						
IMAGE		<ul style="list-style-type: none"> <li><input type="checkbox"/> Sealsafe IP66</li> <li><input type="checkbox"/> Body &amp; Crown: Cast aluminum</li> <li><input type="checkbox"/> Thermoformed acrylic or hardened glass</li> <li><input type="checkbox"/> Reflector in polished and anodised aluminum.</li> <li><input type="checkbox"/> Aluminum Sealsafe optical compartment up to 400 W - IP66</li> <li><input type="checkbox"/> Support for vertical or horizontal mounting <math>\varnothing</math> 60 mm</li> <li><input type="checkbox"/> Removable control gear plate</li> </ul> Painting : polyester powder coating.	  	70W	-	-
				<ul style="list-style-type: none"> <li><input type="checkbox"/> Voltage : 220-240V, 50/60Hz.</li> <li><input type="checkbox"/> Electrical insulation : Class I.</li> </ul>	-	125W
				150W	-	150W
				250W	250W	250W
				400W	-	400W
						
ALBANY		<ul style="list-style-type: none"> <li><input type="checkbox"/> Spun aluminum body</li> <li><input type="checkbox"/> Coextruded polycarbonate protector</li> <li><input type="checkbox"/> Sealsafe® optical assembly (IP66)</li> <li><input type="checkbox"/> Disconnectable control gear plate</li> <li><input type="checkbox"/> Hinge, 1/4-tum stainless steel screws to open and close the luminaire</li> </ul>	 	-	-	70W
				<ul style="list-style-type: none"> <li><input type="checkbox"/> Suspended mounting</li> <li><input type="checkbox"/> Voltage : 220-240V, 50/60Hz.</li> <li><input type="checkbox"/> Electrical insulation : Class I.</li> </ul>	-	125W
				-	-	150W
				250W	-	250W
				-	-	-
						


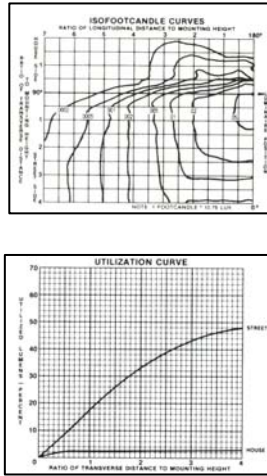



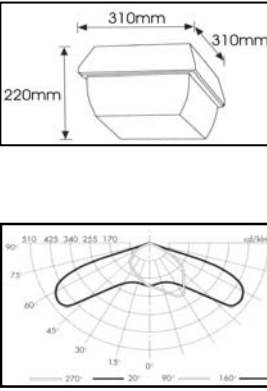



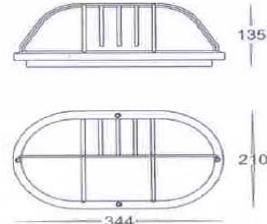
« « « « « **OUTDOOR LIGHTING FIXTURE** » » » » »

Product Name	Product Picture	TECHNICAL SPECIFICATIONS	PHOTOMETRIC DATA & MOUNTING OPTION	LAMP TYPE		
				HPS	MV	MH
SSL-BELL		<ul style="list-style-type: none"> <li>☐ Cast aluminum canopy</li> <li>☐ Spun aluminum with coextruded polycarbonate stabilized against UV-RAYS optical whites round reflector.</li> <li>☐ Tightness (IP66), gasket EPDM</li> <li>☐ Control gear plate</li> <li>☐ Disconnectable control gear plate</li> <li>☐ 1/4-tum stainless steel screws to open and close the luminaire</li> <li>☐ Suspended mounting</li> <li>☐ Voltage : 220-240V, 50/60Hz.</li> <li>☐ Electrical insulation : Class I.</li> </ul>		-	-	70W
				-	125W	-
				-	-	150W
				250W	-	250W
						
SSL-CONE15		<ul style="list-style-type: none"> <li>☐ Whole aluminum die-cast body, with high intensity, good anticorrosion performance and concise appearance.</li> <li>☐ The reflector is 3D emulated and designed by computer, with excellent structure and good reflecting effect.</li> <li>☐ Coextruded polycarbonate protector.</li> <li>☐ Convenient to open and easy for maintenance.</li> <li>☐ Internal bulb change structure ensure excellent waterproof and dustproof performance.</li> <li>☐ Shade made of PC, with good transparency and high intensity.</li> <li>☐ Voltage : 220-240V, 50/60Hz.</li> <li>☐ Electrical insulation : Class I.</li> </ul>	  	70W	-	70W
				-	-	-
				150W	-	150W
						
SHOEBOX		<ul style="list-style-type: none"> <li>☐ Aluminium body, hot stove black enamel painted.</li> <li>☐ High purity aluminium reflector polished and anodized.</li> <li>☐ 6mm tempered glass mounted on a hinged aluminium frame.</li> <li>☐ Tightness IP65</li> <li>☐ Voltage : 220-240V, 50/60Hz.</li> <li>☐ Electrical insulation : Class I.</li> </ul>	 	50W	50W	50W
				70W	70W	70W
				100W	100W	100W
				125W	125W	125W
				150W	150W	150W
				250W	250W	250W
				400W	400W	400W
BSLX		<ul style="list-style-type: none"> <li>☐ Aluminium body, hot stove black enamel painted.</li> <li>☐ High purity aluminium reflector polished and anodized.</li> <li>☐ 6mm tempered glass mounted on a hinged aluminium frame.</li> <li>☐ Tightness IP65</li> <li>☐ Voltage : 220-240V, 50/60Hz.</li> <li>☐ Electrical insulation : Class I.</li> </ul>	 	50W	50W	50W
				70W	70W	70W
				100W	100W	100W
				125W	125W	125W
				150W	150W	150W
				250W	250W	250W
				400W	400W	400W


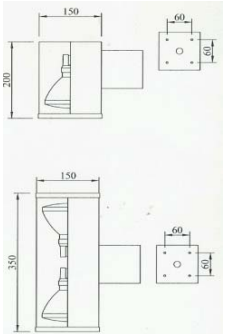


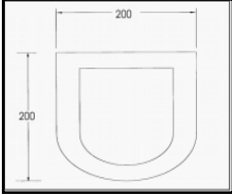

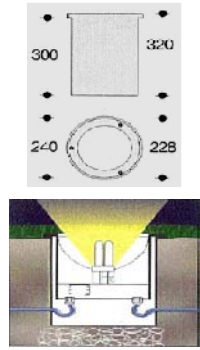
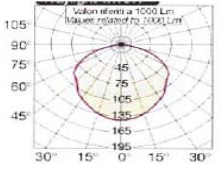


« « « « « **OUTDOOR LIGHTING FIXTURE** » » » » »

Product Name	Product Picture	TECHNICAL SPECIFICATIONS	PHOTOMETRIC DATA & MOUNTING OPTION	LAMP TYPE		
				HPS	MV	MH
TRIANGULAR TR-SHRX		<ul style="list-style-type: none"> <li>Aluminium body, hot stove black enamel painted.</li> <li>High purity aluminium reflector polished and anodized.</li> <li>6mm tempered glass mounted on a hinged aluminium frame.</li> <li>Tightness IP65</li> <li>Voltage : 220-240V, 50/60Hz.</li> <li>Electrical insulation : Class I.</li> </ul>		250W	250W	250W
				400W	400W	400W
FV3		<ul style="list-style-type: none"> <li>Anodized extruded aluminum body</li> <li>Aluminium, hot stove gray enamel painted.</li> <li>High purity aluminium reflector polished and anodized.</li> <li>6mm tempered glass mounted on a hinged aluminium frame.</li> <li>Mounted on a hinged aluminum frame.</li> <li>Tightness IP65</li> <li>Voltage : 220-240V, 50/60Hz.</li> <li>Electrical insulation : Class I.</li> </ul>		Lamp	1x18W	2x18W
				Lamp	1x36W	2x36W
				Lamp	1x58W	2x58W
				70W	70W	70W
				150W	150W	150W
				250W	250W	250W
400W	400W	400W				
FV2		<ul style="list-style-type: none"> <li>Anodized extruded aluminum body</li> <li>Aluminium, hot stove gray enamel painted.</li> <li>High purity aluminium reflector polished and anodized.</li> <li>6mm tempered glass mounted on a hinged aluminium frame.</li> <li>Mounted on a hinged aluminum frame.</li> <li>Tightness IP65</li> <li>Voltage : 220-240V, 50/60Hz.</li> <li>Electrical insulation : Class I.</li> </ul>		Lamp	1x18W	2x18W
				Lamp	1x36W	2x36W
				Lamp	1x58W	2x58W
				70W	70W	70W
				150W	150W	150W
				250W	250W	250W
400W	400W	400W				
FR1		<ul style="list-style-type: none"> <li>Anodized extruded aluminum body</li> <li>Aluminium, hot stove gray enamel painted.</li> <li>High purity aluminium reflector polished and anodized.</li> <li>6mm tempered frosted glass.</li> <li>Sheet steel or Extruded aluminum fixing brackets.</li> <li>Tightness IP65</li> <li>Voltage : 220-240V, 50/60Hz.</li> <li>Electrical insulation : Class I.</li> </ul>		Lamp	18W	-
				Lamp	36W	-
				Lamp	58W	-
				TCL	18W	24W
				TCL	36W	58W
				TCD	10W	13W
				TCD	18W	26W

« « « « « **OUTDOOR LIGHTING FIXTURE** » » » » »

Product Name	Product Picture	TECHNICAL SPECIFICATIONS	PHOTOMETRIC DATA & MOUNTING OPTION	LAMP TYPE		
				HPS	MV	MH
		<ul style="list-style-type: none"> <li><input type="checkbox"/> Cast-aluminium body, hot stove black enamel painted.</li> <li><input type="checkbox"/> High purity aluminium reflector polished and anodized.</li> <li><input type="checkbox"/> 6mm tempered glass</li> <li><input type="checkbox"/> Tightness IP54</li> <li><input type="checkbox"/> Voltage : 220-240V, 50/60Hz.</li> <li><input type="checkbox"/> Electrical insulation : Class I.</li> </ul>		50W	-	50W
<b>WALL MOUNTED</b>				70W	80W	70W
<b>MEGA-1</b>				100W	-	100W
				-	125W	-
				150W	-	150W
						
		<ul style="list-style-type: none"> <li><input type="checkbox"/> Cast-aluminium body, hot stove black enamel painted.</li> <li><input type="checkbox"/> High purity mirror aluminum reflector.</li> <li><input type="checkbox"/> Vandal resistant, prismatic, polycarbonate, refractor.</li> <li><input type="checkbox"/> Weather proof - IP65</li> <li><input type="checkbox"/> Ceiling surface/Pendant mounting</li> <li><input type="checkbox"/> Voltage : 220-240V, 50/60Hz.</li> <li><input type="checkbox"/> Electrical insulation : Class I.</li> </ul>		50W	-	50W
<b>CEILING SURFACE</b>				70W	80W	70W
<b>MEGA-2</b>				-	125W	-
				150W	-	150W
<b>BULKHEAD LUMINAIRE</b>		<ul style="list-style-type: none"> <li><input type="checkbox"/> Cast-aluminium body with protective grid</li> <li><input type="checkbox"/> Diffuser : Pressed closing glass with heat resistant gasket</li> <li><input type="checkbox"/> Tightness IP54</li> <li><input type="checkbox"/> Voltage : 220-240V, 50/60Hz.</li> <li><input type="checkbox"/> Electrical insulation : Class I.</li> </ul>		A60	TC-T	TC-D
<b>SHCK</b>				60W	2x9W	1x26W
				100W	-	-
				150W	-	-
<b>WALL / CEILING MOUNTED</b>		<ul style="list-style-type: none"> <li><input type="checkbox"/> Cast-aluminium body with protective grid</li> <li><input type="checkbox"/> Diffuser : Prismatic glass diffuser with weatherproof seal.</li> <li><input type="checkbox"/> Tightness IP54</li> <li><input type="checkbox"/> Voltage : 220-240V, 50/60Hz.</li> <li><input type="checkbox"/> Electrical insulation : Class I.</li> </ul>		A60	TC-T	TC-D
				60W	2x18W	2x26W
<b>OVAL PLAF-1</b>				100W	-	-

« « « « « **OUTDOOR LIGHTING FIXTURE** » » » » »

Product Name	Product Picture	TECHNICAL SPECIFICATIONS	PHOTOMETRIC DATA & MOUNTING OPTION	LAMP TYPE		
				HPS	MV	MH
WALL MOUNTED DLWPX		<ul style="list-style-type: none"> <li>Cast-aluminium body, hot stove black enamel painted.</li> <li>6mm tempered glass</li> <li>Tightness IP55</li> <li>Voltage : 220-240V, 50/60Hz.</li> <li>Electrical insulation : Class I.</li> </ul>		1x18W TCD		
				2x18W TCD		
				-	70W	-
				-	205W	-
						
wall bracket Model 5000		<ul style="list-style-type: none"> <li>Aluminium body.</li> <li>Clear tempered glass</li> <li>Weather proof - IP54</li> <li>Ceiling surface/Pendant mounting</li> <li>Voltage : 220-240V, 50/60Hz.</li> <li>Electrical insulation : Class I.</li> </ul>		QT-DE-12 - 150W		
				QT-DE-12 - 200W		
				TC-D - 18W		
				TC-D - 26W		
UPLIGHTER WL		<ul style="list-style-type: none"> <li>Body : Fiber GRP corrosion resistant</li> <li>Ring : Fiber with gasket</li> <li>Tempered glass of High resistance to mechanical shocks</li> <li>Reflector : Anodized aluminum reflector oxidized.</li> <li>Tightness IP67</li> <li>Voltage : 220-240V, 50/60Hz.</li> <li>Electrical insulation : Class I.</li> </ul>		50W	70W	-
				70W	150W	150W
				TC-D 18W	TC-D 26W	PAR20 50W
						
SURFACE DOWNLIGHT DLSX		<ul style="list-style-type: none"> <li>Aluminium body, hot stove black enamel painted.</li> <li>High purity aluminium reflector polished and anodized.</li> <li>6mm tempered frosted glass.</li> <li>Tightness IP65</li> <li>Voltage : 220-240V, 50/60Hz.</li> <li>Electrical insulation : Class I.</li> </ul>		GLS	150W	-
				TCD	13/26 W	18W
				Lamp	58W	-
				TCL	18W	24W
				TCL	36W	58W
				TCD	10W	13W
				TCD	18W	26W

**Al-Salem Lighting Co. Ltd. (SSL)**