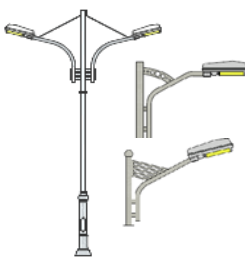










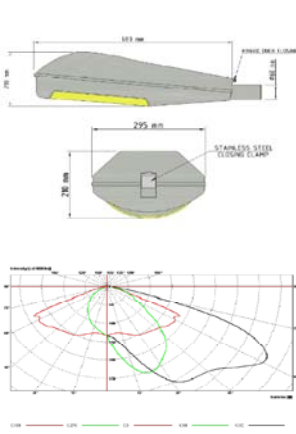





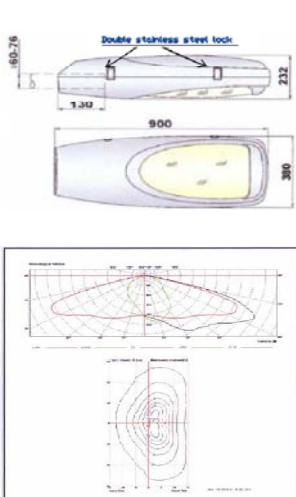







OUT DOOR LIGHTING FIXTURE

Product Name	Product Picture	Technical Specifications	Photometric Data & Mounting Option	Lamp Type		
				HPS	MV	MH
ONYX 1		<ul style="list-style-type: none"> Aluminum Sealsafe IP66 Die-cast aluminum body Consists of a protector in curved tempered glass. Reflector in polished and anodised aluminum. Aluminum Sealsafe optical compartment Support for vertical or T-shaped mounting ϕ 60 mm Removable control gear plate Painting : polyester powder coating. Voltage : 220-240V, 50/60Hz. Electrical insulation : Class I. 		70W	-	-
				-	-	125W
				150W	-	-
				250W	250W	250W
				400W	400W	-
						
DZ25		<ul style="list-style-type: none"> Aluminum Sealsafe IP66 Die-cast aluminum body Consists of a protector in curved tempered glass. Reflector in polished and anodised aluminum. Aluminum Sealsafe optical compartment Support for vertical or T-shaped mounting ϕ 60 mm Removable control gear plate Painting : polyester powder coating. Voltage : 220-240V, 50/60Hz. Electrical insulation : Class I. 		70W	-	-
				100W	-	-
				150W	-	-
				250W	250W	250W
				400W	400W	400W
						
IMAGE		<ul style="list-style-type: none"> Sealsafe IP66 Body & Crown: Cast aluminum Thermoformed acrylic or hardened glass Reflector in polished and anodised aluminum. Support for vertical or horizontal mounting ϕ 60 mm Removable control gear plate Painting : polyester powder Voltage : 220-240V, 50/60Hz. Electrical insulation : Class I. 		70W	-	-
				-	125W	-
				150W	-	150W
				250W	250W	250W
				400W	-	400W
						





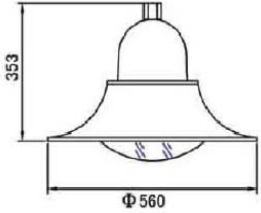




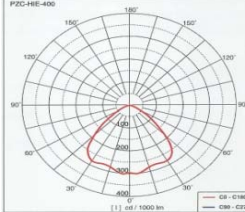
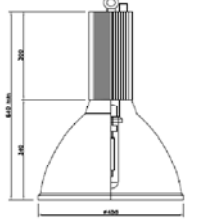
OUT DOOR LIGHTING FIXTURE

Product Name	Product Picture	Technical Specifications	Photometric Data & Mounting Option	Lamp Type		
				HPS	MV	MH
AJA		<ul style="list-style-type: none"> Aluminum Sealsafe IP66 Die-cast aluminum body Consists of a protector in curved tempered glass. Reflector in polished and anodised aluminum. Aluminum Sealsafe optical compartment Removable control gear plate Painting : polyester powder coating. Voltage : 220-240V, 50/60Hz. Electrical insulation : Class I. 		250W	250W	250W
				400W	400W	400W
				600W	600W	600W
						
AJA 1		<ul style="list-style-type: none"> Injection-moulded aluminum hot stove grey enamel painted Consists of a protector in curved tempered glass. Reflector in polished and anodised aluminum. Removable control gear plate Stainless steel closing clamp Heavy duty hinges Tightness : IP65 optical unit Voltage : 220-240V, 50/60Hz. Electrical insulation : Class I. 		70W	-	-
				100W	-	-
				125W	125W	-
				150W	150W	150W
				250W	250W	250W
AJA 2		<ul style="list-style-type: none"> Injection-moulded aluminum hot stove grey enamel painted Clear pattern tempered curved glass diffuser Reflector in high purity aluminum, deep drawn polished and anodised. Hydraulic open cover holder Stainless steel closing clamp Heavy duty hinges Tightness : IP65 optical unit Voltage : 220-240V, 50/60Hz. Electrical insulation : Class I. 		150W	-	150W
				250W	-	250W
				400W	-	400W
				600W	-	600W
						



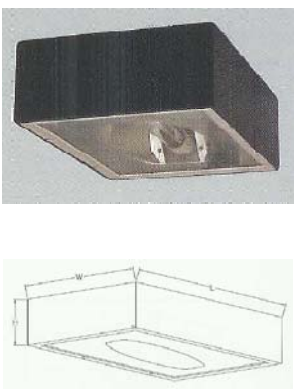

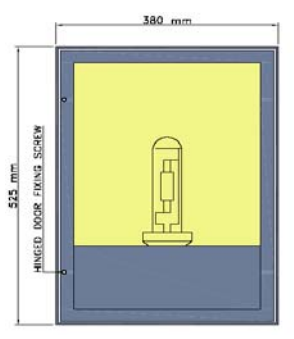
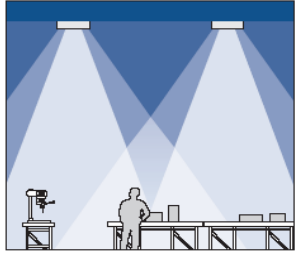

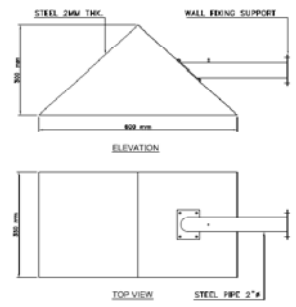
OUT DOOR LIGHTING FIXTURE

Product Name	Product Picture	Technical Specifications	Photometric Data & Mounting Option	Lamp Type		
				HPS	MV	MH
LINA		<ul style="list-style-type: none"> Sealsafe IP66 Die-cast aluminum body & crown Consists of a protector in curved tempered glass. Reflector in polished and anodised aluminum. Aluminum Sealsafe optical compartment Support for vertical or T-shaped mounting ϕ 60 mm Painting : polyester powder coating. Voltage : 220-240V, 50/60Hz. Electrical insulation : Class I. 		70W	-	-
				100W	-	-
				150W	-	-
				250W	-	-
SSL-SDL-40		<ul style="list-style-type: none"> Made of two parts die-cast aluminum body. Consists of a protector in curved tempered glass. Reflector in polished and anodised aluminum. Stainless steel closing clamp Heavy duty hinges Tightness : IP65 optical unit Voltage : 220-240V, 50/60Hz. Electrical insulation : Class I. 		150W	-	150W
				250W	-	250W
				400W	-	400W
ALBANY		<ul style="list-style-type: none"> Spun aluminum body Coextruded polycarbonate protector Sealsafe® optical assembly (IP66) Disconnectable control gear plate Hinge, 1/4-tum stainless steel screws to open and close the luminaire Suspended mounting Voltage : 220-240V, 50/60Hz. Electrical insulation : Class I. 		-	-	70W
				-	125W	-
				-	-	150W
				250W	-	250W

OUT DOOR LIGHTING FIXTURE

Product Name	Product Picture	Technical Specifications	Photometric Data & Mounting Option	Lamp Type		
				HPS	MV	MH
SSL-BELL		<ul style="list-style-type: none"> • Cast aluminum canopy • Spun aluminum with coextruded polycarbonate stabilized against UV-RAYS • optical whites round reflector. • Tightness (IP66), gasket EPDM • Control gear plate • 1/4-tum stainless steel screws to open and close the luminaire • Suspended mounting • Voltage : 220-240V, 50/60Hz. • Electrical insulation : Class I. 		-	-	70W
				-	125W	-
				-	-	150W
				250W	-	250W
						
SSL-SDL-40		<ul style="list-style-type: none"> • Whole aluminum die-cast body, with high intensity, good anticorrosion performance and concise appearance. • Coextruded polycarbonate protector. • Shade made of PC, with good transparency and high intensity. • The reflector is 3D emulated and designed by computer, with excellent structure and good reflecting effect. • Tightness : IP65 optical unit • Voltage : 220-240V, 50/60Hz. • Electrical insulation : Class I. 	 	70W	-	70W
				-	-	-
				150W	-	150W
						
HIGHBAY		<ul style="list-style-type: none"> • Extruded aluminum base, powder coated paint • High purity aluminum reflector, polished and anodised. • 6mm tempered glass for IP65 protection degree. • IP23 (standard), IP65 (with glass) • Suspended mounting • Voltage : 220-240V, 50/60Hz. • Electrical insulation : Class I. 	 	150W	-	150W
PZC				250W	-	250W
				400W	400W	400W
						



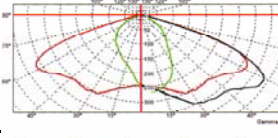


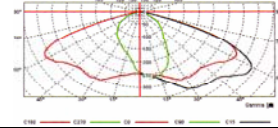





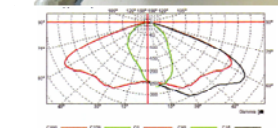
OUT DOOR LIGHTING FIXTURE

Product Name	Product Picture	Technical Specifications	Photometric Data & Mounting Option	Lamp Type		
				HPS	MV	MH
SHOEBOX SHBX		<ul style="list-style-type: none"> Aluminium body, hot stove black enamel painted. High purity aluminium reflector polished & anodized. 6mm tempered glass mounted on a hinged aluminium frame. Tightness IP65 Voltage : 220-240V, 50/60Hz. Electrical insulation : Class I. 		50W	50W	50W
				70W	70W	70W
				100W	100W	100W
				125W	125W	125W
				150W	150W	150W
				250W	250W	250W
400W	400W	400W				
LOWBAY BSLX		<ul style="list-style-type: none"> Aluminium body, hot stove black enamel painted. High purity aluminium reflector polished & anodized. 6mm tempered glass mounted on a hinged aluminium frame. Tightness IP65 Voltage : 220-240V, 50/60Hz. Electrical insulation : Class I. 		50W	50W	50W
				70W	70W	70W
				100W	100W	100W
				125W	125W	125W
				150W	150W	150W
				250W	250W	250W
400W	400W	400W				
SHOEBOX BS1		<ul style="list-style-type: none"> Aluminium body, hot stove black enamel painted. High purity aluminium reflector polished & anodized. 6mm tempered glass mounted on a hinged aluminium frame. Tightness IP65 Voltage : 220-240V, 50/60Hz. Electrical insulation : Class I. 		250W	-	250W
				400W	-	400W
				1000 W	-	1000 W
TRIANGULAR SHOEBOX TR-SHRX		<ul style="list-style-type: none"> Aluminium body, hot stove black enamel painted. High purity aluminium reflector polished & anodized. 6mm tempered glass mounted on a hinged aluminium frame. Tightness IP65 Voltage : 220-240V, 50/60Hz. Electrical insulation : Class I. 		250W	250W	250W
				400W	400W	400W

OUT DOOR LIGHTING FIXTURE

Product Name	Product Picture	Technical Specifications	Photometric Data & Mounting Option	Lamp Type		
				HPS	MV	MH
FV3		<ul style="list-style-type: none"> • Anodized extruded aluminum body • Aluminium, hot stove gray enamel painted. • High purity aluminium reflector polished & anodized. • 6mm tempered glass mounted on a hinged aluminium frame. • Mounted on a hinged aluminium frame. • Tightness IP65 • Voltage : 220-240V, 50/60Hz. • Electrical insulation : Class I. 	 	Lamp	1x18 W	2x18 W
				Lamp	1x36 W	2x36 W
				Lamp	1x58 W	2x58 W
				70W	70W	70W
				150W	150W	150W
				250W	250W	250W
				400W	400W	400W
FV2		<ul style="list-style-type: none"> • Anodized extruded aluminum body • Aluminium, hot stove gray enamel painted. • High purity aluminium reflector polished and anodized. • 6mm tempered glass mounted on a hinged aluminium frame. • Mounted on a hinged aluminium frame. • Tightness IP65 • Voltage : 220-240V, 50/60Hz. • Electrical insulation : Class I. 	 	Lamp	1x18 W	2x18 W
				Lamp	1x36 W	2x36 W
				Lamp	1x58 W	2x58 W
				70W	70W	70W
				150W	150W	150W
				250W	250W	250W
				400W	400W	400W
FR1	 	<ul style="list-style-type: none"> • Anodized extruded aluminum body • Aluminium, hot stove gray enamel painted. • High purity aluminium reflector polished & anodized. • 6mm tempered frosted glass. • Sheet steel or Extruded aluminum fixing brackets. • Tightness IP65 • Voltage : 220-240V, 50/60Hz. • Electrical insulation : Class I. 	 	Lamp	18W	-
				Lamp	36W	-
				Lamp	58W	-
				TCL	18W	24W
				TCL	36W	58W
				TCD	10W	13W
				TCD	18W	26W

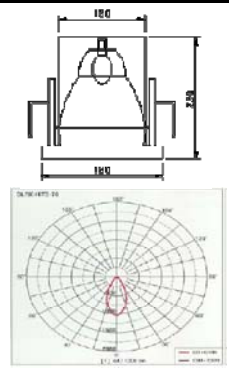
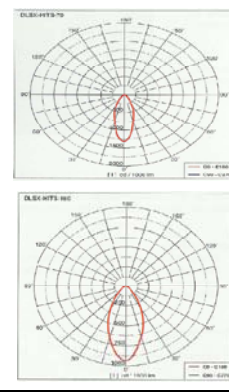

OUT DOOR LIGHTING FIXTURE

Product Name	Product Picture	Technical Specifications	Photometric Data & Mounting Option	Lamp Type		
				HPS	MV	MH
MINI IMAGE		<ul style="list-style-type: none"> Die-cast aluminum body High clear tempered 5mm curved toughened glass. High purity aluminium reflector polished & anodised Tightness : IP65 optical unit Painting : polyester powder coating. Voltage : 220-240V, 50/60Hz. Electrical insulation : Class I. 	 	70W	-	70W
				150W	-	150W
Suspending Mounting Type				250W	-	250W
MINI IMAGE		<ul style="list-style-type: none"> Die-cast aluminum body High clear tempered 5mm curved toughened glass. High purity aluminium reflector polished & anodised Tightness : IP65 optical unit Painting : polyester powder coating. Voltage : 220-240V, 50/60Hz. Electrical insulation : Class I. 	 	150W	-	150W
				250W	-	250W
Lateral Mounting Type				400W	-	400W
MINI IMAGE		<ul style="list-style-type: none"> Die-cast aluminum body High clear tempered 5mm curved toughened glass. High purity aluminium reflector polished & anodised Tightness : IP65 optical unit Painting : polyester powder coating. Voltage : 220-240V, 50/60Hz. Electrical insulation : Class I. 	 	150W	-	150W
				250W	-	250W
Bracket Adjustable Type				400W	-	400W
MINI IMAGE		<ul style="list-style-type: none"> Die-cast aluminum body High clear tempered 5mm curved toughened glass. High purity aluminium reflector polished & anodised Tightness : IP65 optical unit Painting : polyester powder coating. Voltage : 220-240V, 50/60Hz. Electrical insulation : Class I. 	 	150W	-	150W
				250W	-	250W
Lateral Mounting Type				400W	-	400W


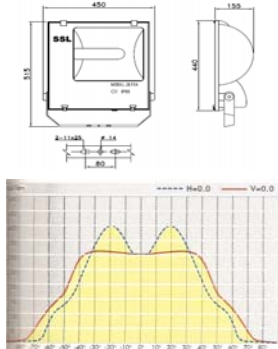



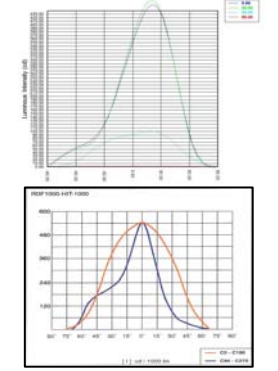

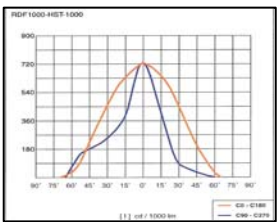
OUT DOOR LIGHTING FIXTURE

Product Name	Product Picture	Technical Specifications	Photometric Data & Mounting Option	Lamp Type		
				HPS	MV	MH
WALL MOUNTED MEGA-1		<ul style="list-style-type: none"> Cast-aluminium body, hot stove black enamel painted. 6mm tempered glass High purity aluminium reflector polished & anodized. Tightness IP65 Voltage : 220-240V, 50/60Hz. Electrical insulation : Class I. 		50W	-	50W
	70W			80W	70W	
				100W	-	100W
				-	125W	-
				150W	-	150W
CEILING SURFACE MEGA-2		<ul style="list-style-type: none"> Cast-aluminium body, hot stove black enamel painted. High purity aluminium reflector polished & anodized. Vandal resistant, prismatic, polycarbonate, refractor. Tightness IP65 Voltage : 220-240V, 50/60Hz. Electrical insulation : Class I. 		50W	-	50W
	70W			80W	70W	
				100W	-	100W
				-	125W	-
				150W	-	150W
WALL / CEILING OVAL PLAF-1		<ul style="list-style-type: none"> Cast-aluminium body with protective grid Diffuser : Prismatic glass diffuser / weatherproof seal. 6mm tempered glass mounted on a hinged aluminium frame. Tightness IP54 Voltage : 220-240V, 50/60Hz. Electrical insulation : Class I. 		A60	TC-T	TC-D
	60W			2x18 W	2x26 W	
				100W	-	-
BULKHEAD LUMINAIRE SHCK		<ul style="list-style-type: none"> Cast-aluminium body with protective grid Diffuser : Prismatic glass diffuser / weatherproof seal. 6mm tempered glass mounted on a hinged aluminium frame. Tightness IP65 Voltage : 220-240V, 50/60Hz. Electrical insulation : Class I. 		A60	TC-T	TC-D
	60W			2x9W	1x26 W	
				100W	-	-
				150W	-	-

OUT DOOR LIGHTING FIXTURE

Product Name	Product Picture	Technical Specifications	Photometric Data & Mounting Option	Lamp Type		
				HPS	MV	MH
<p>RECESSED DOWNLIGHT</p> <p>DLRS</p>		<ul style="list-style-type: none"> Cast-aluminium body, hot stove black enamel painted. 6mm tempered glass for IP65 protection degree. High purity aluminium reflector polished & anodized. Tightness IP65 Voltage : 220-240V, 50/60Hz. Electrical insulation : Class I. 		GLS	150W	-
				HIT	70W	-
				HIT	150W	-
<p>SURFACE DOWNLIGHT</p> <p>DLSX</p>		<ul style="list-style-type: none"> Aluminium body, hot stove black enamel painted. High purity aluminium reflector polished & anodized. 6mm tempered glass for IP65 protection degree. Tightness IP65 Voltage : 220-240V, 50/60Hz. Electrical insulation : Class I. 		GLS	150W	-
				TCD	13/26 W	18W
				Lamp	58W	-
				TCL	18W	24W
				TCL	36W	58W
				TCD	10W	13W
				TCD	18W	26W
<p>WALL MOUNTED</p> <p>DLWPX</p>		<ul style="list-style-type: none"> Aluminium body, hot stove black enamel painted. High purity aluminium reflector polished & anodized. 6mm tempered glass for IP65 protection degree. Tightness IP54 Voltage : 220-240V, 50/60Hz. Electrical insulation : Class I. 		1x18W TCD		
				2x18W TCD		
				-	70W	-
				-	205W	-
				18W	TCD	
				G 24E-2		
				18 W	1200 lm	
						
<p>wall bracket</p> <p>Model 5000</p>		<ul style="list-style-type: none"> Aluminium body. Clear tempered glass Ceiling surface/Pendant mounting Weather proof - IP54 Voltage : 220-240V, 50/60Hz. Electrical insulation : Class I. 		QT-DE-12 - 150W		
				QT-DE-12 - 200W		
				TC-D - 18W		

OUT DOOR LIGHTING FIXTURE

Product Name	Product Picture	Technical Specifications	Photometric Data & Mounting Option	Lamp Type		
				HPS	MV	MH
FLOOD-LIGHT SSL-ZETA		<ul style="list-style-type: none"> Full die-cast aluminum, hot stove black enamel painted. High purity aluminium reflector polished & anodized. 5mm tempered glass high temperature resistant. Tightness IP65 Voltage : 220-240V, 50/60Hz. Electrical insulation : Class I. 		125W	-	125W
FLOOD-LIGHT ARCLUCE		<ul style="list-style-type: none"> Die-cast aluminum body with wide cooling fins. High purity aluminium reflector polished & anodized. Thermal shock resistant tempered glass diffuser. Tightness IP66 (*) Voltage : 220-240V, 50/60Hz. Electrical insulation : Class I. 		150W	-	150W
FLOOD-LIGHT SSL-ZETA-1000		<ul style="list-style-type: none"> Full die-cast aluminum, hot stove black enamel painted. High purity aluminium reflector polished & anodized. 5mm tempered glass high temperature resistant. Closing clamps of aluminium alloy of high strength Tightness IP65 (*) Voltage : 220-240V, 50/60Hz. Electrical insulation : Class I. 		1000W	-	1000W
FLOOD-LIGHT SSL-ZETA-1500		<ul style="list-style-type: none"> Full die-cast aluminum, hot stove black enamel painted. High purity aluminium reflector polished & anodized. 5mm tempered glass high temperature resistant. Closing clamps of aluminium alloy of high strength Tightness IP65 (*) Voltage : 220-240V, 50/60Hz. Electrical insulation : Class I. 		1500W	-	1500W